

FS300 Coffee Trailer

Specification

Model:	FS300
Dimensions:	300*200*230cm
Color:	Custom trailer wrap
Window:	Concession windows, with gas struts & LED lights
Electrical:	110V/60HZ
Material:	Exterior wall: Extruded polystyrene boards Insulation: 40mm Black cotton Interior wall: ACM Workbench: 201 stainless steel Floor: Non-slip aluminium checkered floor
Trailer Accessory:	88cm safety chain Trailer hitch ball Trailer coupler Trailer stabilizers Heavy-duty trailer jack with wheel Flip down stainless steel serving shelf Door stop 7 pin trailer connector Air conditioner Stainless steel generator cage Stainless steel propane tank holder
Electrical System:	Electrical panel board Circuit breaker Power sockets Generator receptacle with cover
Lighting:	Interior LED light bars Side lights Trailer tail lights & red reflectors License lights LED lights on the concession window
Water Sink Kits:	3 compartment water sink with drainboard and side plash Hand sink Commercial faucets for cold & hot water Floor drain

Water Supply System:	24V water pump water heater 25L plastic clean water tank 25L wastewater tank
Kitchen Equipment:	Front stainless steel workbench with cabinets Rear stainless steel workbench with back splash Commercial salad table Vertical drink cooler
Warranty:	1 year warranty for free
<p>For more information on this trailer model, such as size options, pricing, standard configurations, customization and upgrades, production time, delivery terms, etc., please email sales@etofoodcarts.com. Our sales agent will contact you within a day or even sooner to address any inquiries you may have.</p>	



etodevice

Details



- Front -



- Side -



- Side -



- Front -



- Side -



- Side -



- Rear -



- Inside -



- Window -



- Sinks -

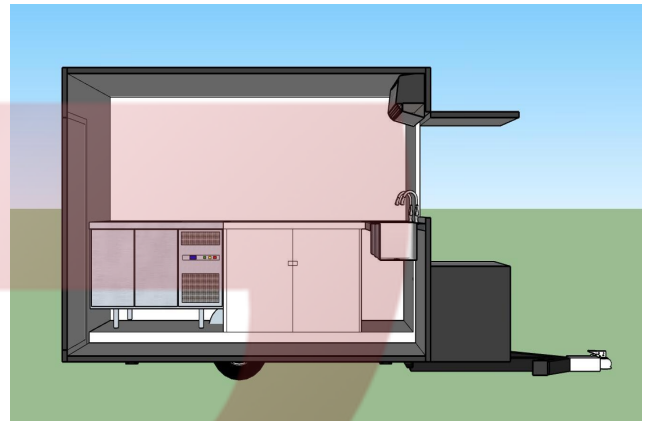

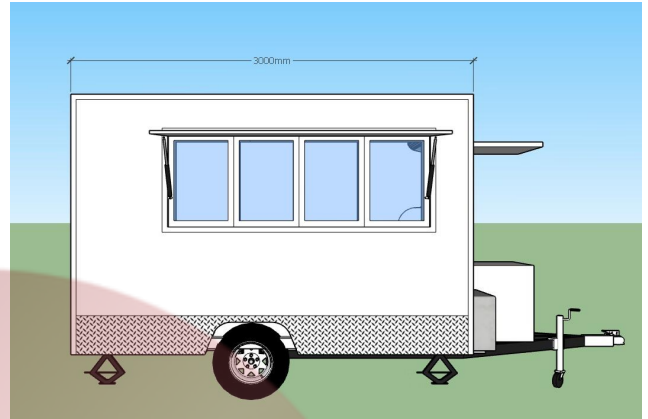
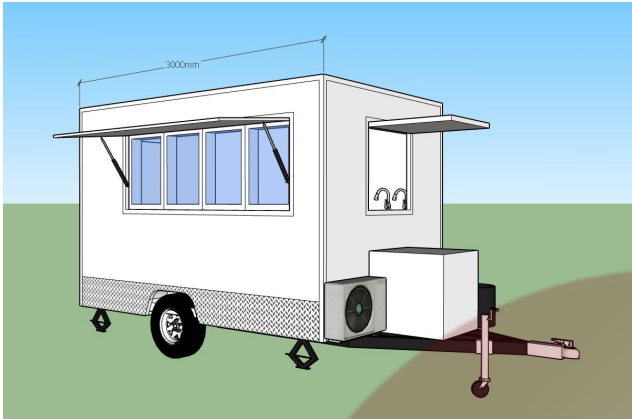


- Fridge -



- Countertop -

Design



etodevice